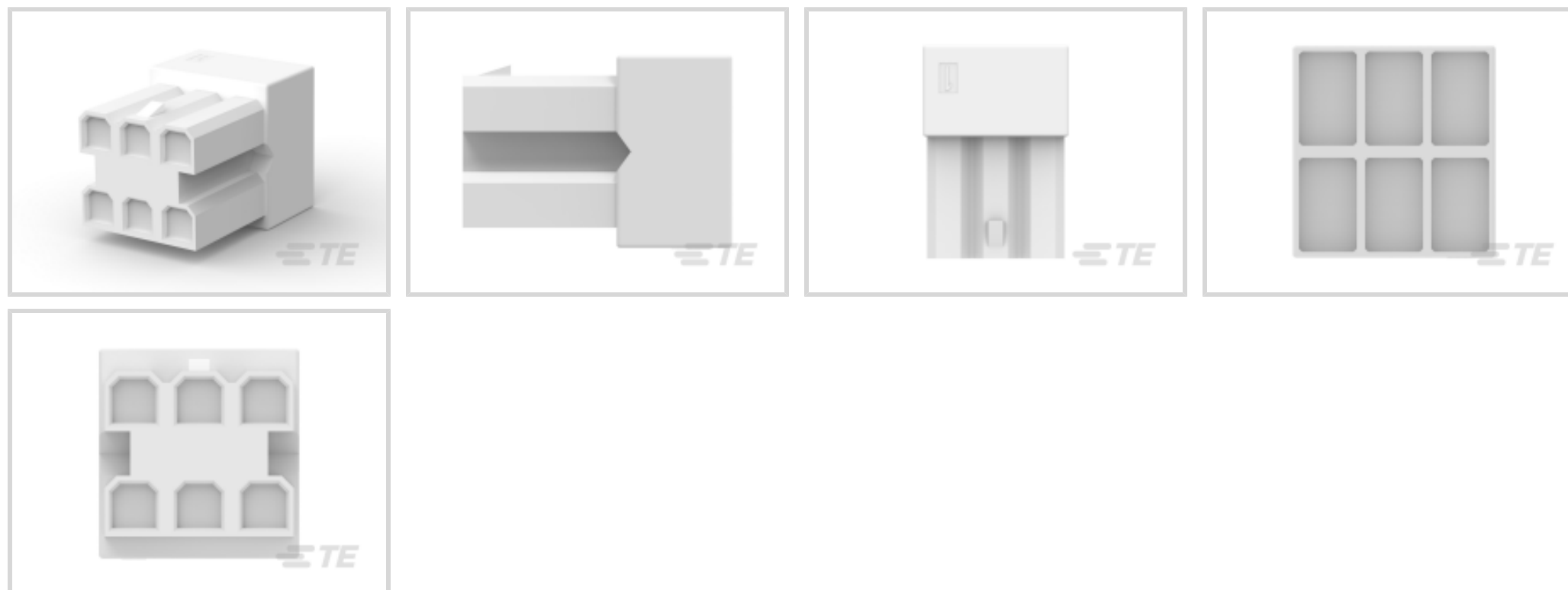




Connectors > Power Connectors > Rectangular Power > Rectangular Power Connectors

Rectangular Power Connector Type: **Housing**Connector & Housing Type: **Receptacle**Connector System: **Wire-to-Wire**Number of Positions: **6**Centerline (Pitch): **7.92 mm [.312 in]**

Features

Product Type Features

Rectangular Power Connector Type	Housing
Connector & Housing Type	Receptacle
Connector System	Wire-to-Wire
Sealable	No
Connector & Contact Terminates To	Wire & Cable

Configuration Features

Number of Positions	6
Number of Rows	2

Electrical Characteristics

Operating Voltage	600 VAC
-------------------	---------

Contact Features

Contact Layout	Matrix
Contact Retention Within Housing	Without
Contact Type	Socket

Termination Features

Termination Method to Wire & Cable	Crimp
------------------------------------	-------

Mechanical Attachment

Panel Mount Feature	Without
Connector Mounting Type	Cable Mount (Free-Hanging)

Housing Features

Centerline (Pitch)	7.92 mm[.312 in]
Housing Color	Natural
Housing Material	Nylon GF

Dimensions

Row-to-Row Spacing	12.7 mm[.5 in]
--------------------	----------------

Usage Conditions

Operating Temperature Range	-55 – 105 °C[-67 – 221 °F]
-----------------------------	----------------------------

Operation/Application

Circuit Application	Power & Signal
---------------------	----------------

Industry Standards

CSA Rating	Certified
UL Flammability Rating	UL 94V-2
Glow Wire Rating	Standard Part - Not Glow Wire
UL Rating	Recognized
Agency/Standard Number	E28476
CSA File Number	LR7189
Agency/Standard	CSA, UL

Packaging Features

Packaging Method	Package
------------------	---------

Other

For Use With	Plug Housing
--------------	--------------

Product Compliance

For compliance documentation, visit the product page on [TE.com](https://www.te.com)>

EU RoHS Directive 2011/65/EU	Compliant
------------------------------	-----------

EU ELV Directive 2000/53/EC

Compliant

China RoHS 2 Directive MIIT Order No 32, 2016

No Restricted Materials Above Threshold

EU REACH Regulation (EC) No. 1907/2006

Current ECHA Candidate List: JUNE 2022 (224)

Candidate List Declared Against: JUNE 2022 (224)

Does not contain REACH SVHC

Halogen Content

Low Halogen - Br, Cl, F, I < 900 ppm per homogenous material. Also BFR/CFR/PVC Free


Solder Process Capability

Not applicable for solder process capability

Product Compliance Disclaimer

This information is provided based on reasonable inquiry of our suppliers and represents our current actual knowledge based on the information they provided. This information is subject to change. The part numbers that TE has identified as EU RoHS compliant have a maximum concentration of 0.1% by weight in homogenous materials for lead, hexavalent chromium, mercury, PBB, PBDE, DBP, BBP, DEHP, DIBP, and 0.01% for cadmium, or qualify for an exemption to these limits as defined in the Annexes of Directive 2011/65/EU (RoHS2). Finished electrical and electronic equipment products will be CE marked as required by Directive 2011/65/EU. Components may not be CE marked. Additionally, the part numbers that TE has identified as EU ELV compliant have a maximum concentration of 0.1% by weight in homogenous materials for lead, hexavalent chromium, and mercury, and 0.01% for cadmium, or qualify for an exemption to these limits as defined in the Annexes of Directive 2000/53/EC (ELV). Regarding the REACH Regulation, the information TE provides on SVHC in articles for this part number is based on the latest European Chemicals Agency (ECHA) 'Guidance on requirements for substances in articles' posted at this URL: <https://echa.europa.eu/guidance-documents/guidance-on-reach>

Compatible Parts




TE Part # 770361-1
06P .093 COMM P&S PLUG .250CL




TE Part # 770147-1
.093 CP&S PIN PTPBR LP 24-18




TE Part # 770090-1
06P .093 COMM P&S PLUG HSG




TE Part # 770086-1
06P .093 COMM P&S RECPT HSG



TE Part # 350416-1
.093 COMM P&S PIN 14-20 PTPBR



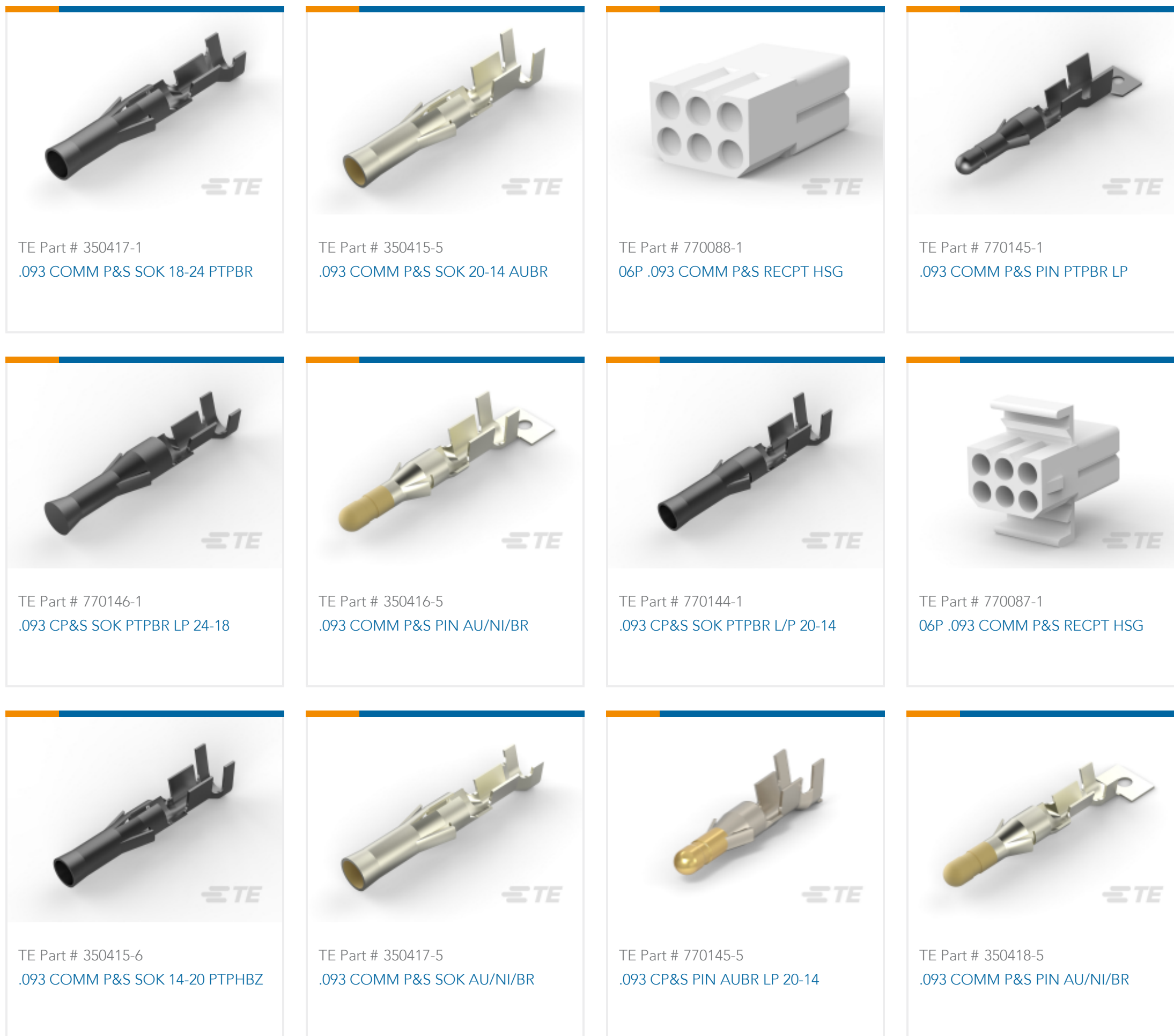
TE Part # 770529-1
.093 COMM P&S SOK 14-20 PTPBR



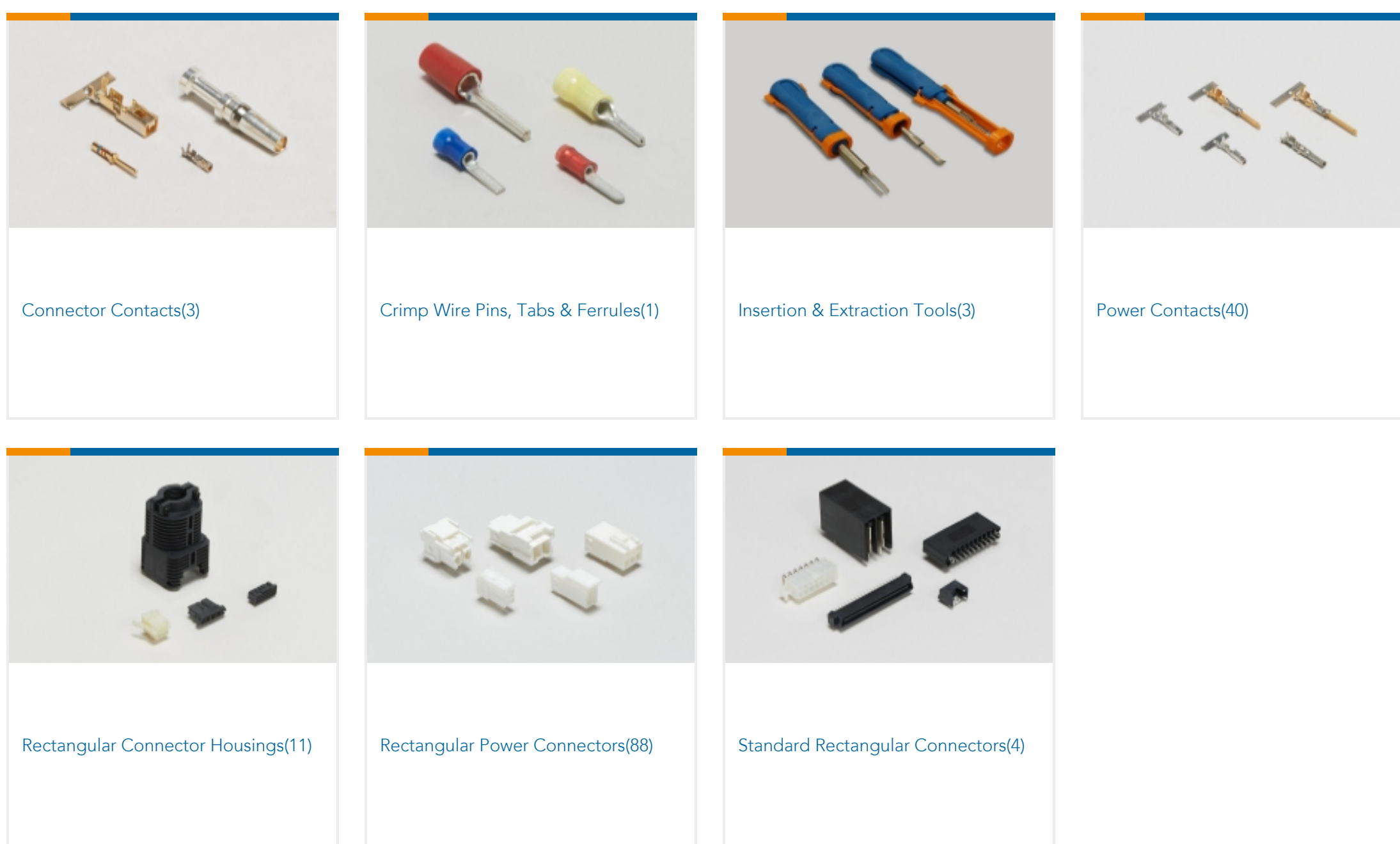
TE Part # 770530-1
.093 COMM P&S PIN 14-20 PTPBR



TE Part # 350415-1
.093 COMM P&S SOK 14-20 PTPBR



Also in the Series | Commercial Pin and Socket Connectors



Documents



CAD Files

3D PDF

3D

Customer View Model

[ENG_CVM_CVM_770812-1_P_c-770812-1-p.2d_dxf.zip](#)

English

Customer View Model

[ENG_CVM_CVM_770812-1_P_c-770812-1-p.3d_igs.zip](#)

English

Customer View Model

[ENG_CVM_CVM_770812-1_P_c-770812-1-p.3d_stp.zip](#)

English

By downloading the CAD file I accept and agree to the [Terms and Conditions](#) of use.

Product Specifications

Application Specification

English

Product Environmental Compliance

TE Material Declaration

English

Agency Approvals

UL Report

English